

WOUND CARE

GEMCORE
360°TM

PRODUCT CATALOG

ANTIMICROBIALS

FIBERS

THIN FILMS

FOAMS

HYDROGELS



LEARN MORE

1-833-716-1396 | www.gemcore360.com

GEMCORE 360°TM

GEMCORE360° by GEMCO Medical is a complete range of advanced wound dressings indicated for use on a variety of chronic and acute wounds. Our wound care solutions include a variety of advanced dressings including antimicrobial, foams, fibers, thin films, and hydrogel. Each has unique features to facilitate optimal healing, ensuring your everyday wound care needs are met all within one affordable range. To learn more, visit www.gemcore360.com.

At **GEMCO Medical**, we strive to "Help You Help Your Customers" by providing a broad selection of quality, dependable medical products and excellent customer service to help you supply the medical products that your customers need most.

We look forward to serving you.





ADVANCED WOUND CARE

CONTENTS:

FIBERS

High Performance Super Absorbent Dressings	4
Antimicrobial Silver High Performance Dressings	5
Reinforced Alginate Dressings	6
Antimicrobial Silver Alginate Dressings	7

FOAMS

Silicone Foam Dressings	8
Silicone Lite Foam Dressings	9

THIN FILMS

Transparent Thin Film Dressings	10
---------------------------------	----

HYDROGEL

Antimicrobial Silver Hydrogel	11
-------------------------------	----



HIGH PERFORMANCE DRESSINGS

Comprised of polysaccharide gelling fibers containing CMC, this dressing is a highly absorbent and non-woven dressing which turns into a soft, cohesive sheet of gel when in contact with wound exudate. It promotes autolytic debridement and provides improved exudate management and wound healing to challenging cases.*

*Carboxymethylcellulose



Non Border



Rope

GEMCORE
360°



KEY FEATURES/BENEFITS:

✓ HIGH GELLING PERFORMANCE

The unique design and fiber engineering allows the dressing to absorb exudate and transform into a cohesive sheet of gel.

✓ SUPER ABSORBENT

Excellent absorption rate (36.4 g/100 cm²/24 hr) helps reduce the number of dressing changes, provides increase wear time (up to 7 days) and reduce the risk of maceration.

✓ WICKS VERTICALLY

Exudate is absorbed vertically into the dressing and retained in a gel, whereby reducing the risk of maceration and damage to the periwound skin.

✓ HIGH TENSILE STRENGTH

The unique quilting pattern supported by a hidden reinforcement layer aids with absorbency, tensile performance and for intact removal of the dressing. The dressing is easily removed intact with minimal pain for the patient.

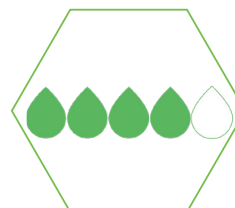
✓ IDEAL FOR CAVITY WOUNDS

Allows for both effective and easy management of cavity wounds and supports moist wound environment which assists in the wound healing process.

INDICATIONS:

Indicated for moderate to heavily exuding acute and chronic wounds. Suitable to use under compression bandaging. The dressing may be used throughout the healing process on:

- Pressure ulcers
- Venous leg ulcers
- Arterial leg ulcers
- Diabetic ulcers
- Graft and donor sites
- Post-operative surgical wounds
- Cavity wounds
- Superficial and partial thickness burns



MODERATE TO HEAVY
EXUDING WOUNDS



WOUND
TYPE

ORDERING INFORMATION:

Item #	Size	HCPCS	UOM
○ SHEET			
AM-WC-HPD22	2" x 2" (5 cm x 5 cm)	A6196	10/box
AM-WC-HPD4475	4" x 4.75" (10 cm x 12 cm)	A6196	10/box
© ROPE			
AM-WC-HPD12R	1" x 12" (2.5 cm x 30.5 cm)	A6199	5/box

SILVER ANTIMICROBIAL HIGH PERFORMANCE DRESSINGS

Comprised of polysaccharide gelling fibers containing CMC* and ionic silver, this dressing is a highly absorbent, non-woven dressing which turns into a soft, cohesive sheet of gel when in contact with wound exudate. It promotes autolytic debridement and provides improved exudate management and wound healing to challenging cases.

*Carboxymethylcellulose

GEMCORE
360°



Non Border



Rope

KEY FEATURES/BENEFITS:

✓ HIGH SILVER CONTENT

Effective against a broad spectrum of microorganisms such as: *Staphylococcus Epidermidis* including MRSE, *Streptococcus Pyogenes*, *Enterococcus Faecalis* (VRE), *Staphylococcus Aureus* including MRSA, *Pseudomonas Aeruginosa*, *Escherichia Coli*, *Candida Albicans*.

✓ HIGH GELLING PERFORMANCE

The unique quilted design and fiber engineering allows the dressing to absorb exudate and transform into a cohesive sheet of gel with minimal shrinkage.

✓ SUPER ABSORBENT

Excellent absorption rate (36.4 g/100 cm²/24 hr) helps reduce the number of dressing changes, provides increase wear time (up to 7 days) and reduce the risk of maceration.

✓ WICKS VERTICALLY

Exudate is absorbed vertically into the dressing and retained in a gel, whereby reducing the risk of maceration and damage to the periwound skin.

✓ HIGH TENSILE STRENGTH

The unique quilting pattern supported by a hidden reinforcement layer aids with absorbency, tensile performance and for intact removal of the dressing. The dressing is easily removed intact with minimal pain for the patient.

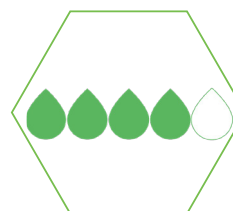
✓ IDEAL FOR CAVITY WOUNDS

Allows for both effective and easy management of cavity wounds and supports moist wound environment which assists in the wound healing process.

INDICATIONS:

Indicated for moderate to heavily exuding acute and chronic wounds. Suitable to use under compression bandaging. The dressing may be used throughout the healing process on:

- Pressure ulcers
- Venous leg ulcers
- Arterial leg ulcers
- Diabetic ulcers
- Graft and donor sites
- Post-operative surgical wounds
- Cavity wounds
- Superficial and partial thickness burns



MODERATE TO HEAVY
EXUDING WOUNDS



WOUND
TYPE

ORDERING INFORMATION:

Item #	Size	HCPCS	UOM
O SHEET			
AM-WC-HPDAG22	2" x 2" (5 cm x 5 cm)	A6196	10/box
AM-WC-HPDAG4475	4" x 4.75" (10 cm x 12 cm)	A6196	10/box

REINFORCED ALGINATE DRESSINGS

A uniquely designed reinforced dressing developed to provide all the benefits of an alginate dressing while offering high wet strength and soft clear-gelling properties, which ensures a moist wound environment is maintained and provides the confidence the dressing can be removed intact.

GEMCORE
360°



Non Border



Rope

KEY FEATURES/BENEFITS:

✓ HIGH WET TENSILE STRENGTH

With a hidden nylon layer, this reinforced dressing is easily removed intact with minimal pain for the patient.

✓ HIGHLY ABSORBENT

When applied to a wound, the sodium-calcium ion exchange changes into a clear hydrophilic water-absorbing soft gel with an excellent absorption rate (22.7 g/100 cm²/24 hr). This helps reduce the number of dressing changes, provides increase wear time (up to 7 days) and reduce the risk of maceration.

✓ SOFT, CONFORMABLE TO WEAR

Allows patients to continue with their daily activities.

✓ REDUCED LATERAL WICKING

Exudate is absorbed vertically into the dressing and retained in a gel, whereby reducing the risk of maceration and damage to the periwound skin.

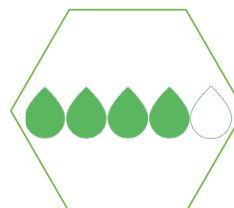
✓ BIOABSORBABLE

Any residual fibers that may be left in the wound pose no risk to the patient

INDICATIONS:

Indicated for moderately to heavily exuding chronic and acute wounds, and to control minor bleeding in superficial wounds, including:

- Pressure ulcers
- Venous and arterial leg ulcers
- Diabetic ulcers
- Foot ulcers
- Cavity wounds
- Donor sites
- Abrasions and lacerations
- Post surgical wounds
- Superficial and partial thickness burns
- Skin grafts



MODERATE TO HEAVY
EXUDING WOUNDS



WOUND
TYPE

ORDERING INFORMATION:

Item #	Size	HCPCS	UOM
○ SHEET			
AM-WC-AG22	2" x 2" (5 cm x 5 cm)	A6196	10/box
AM-WC-AG4475	4" x 4.75" (10 cm x 12 cm)	A6196	10/box
© ROPE			
AM-WC-AG12R	1" x 12" (2.5 cm x 30.5 cm)	A6199	5/box

SILVER ANTIMICROBIAL ALGINATE DRESSINGS

A sterile, non-woven pad consisting of a high M calcium alginate and CMC**. Ionic silver compound is co-spun with the alginate ensuring a homogenous absorbent gelling dressing, which releases in the presence of wound exudate and provides rapid antimicrobial performance.

*Mannuronic acid

**Carboxymethylcellulose



Non Border



Rope

GEMCORE
360°



KEY FEATURES/BENEFITS:

✓ HIGH SILVER CONTENT

Effective against a broad spectrum of microorganisms such as: *Staphylococcus Epidermidis* including MRSE, *Streptococcus Pyogenes*, *Enterococcus Faecalis* (VRE), *Staphylococcus Aureus* including MRSA, *Pseudomonas Aeruginosa*, *Escherichia Coli*, *Candida Albicans*.

✓ FAST INITIAL SILVER ELUTION

Quickly establishes an effective level of antimicrobial activity.

✓ SUSTAINED SILVER RELEASE

Antimicrobial efficacy for up to 7 days against a range of challenging organisms.

✓ EXCELLENT WET STRENGTH

The dressing is easily removed intact with minimal pain for the patient.

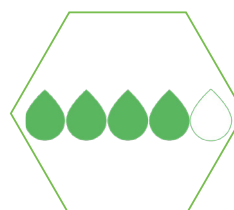
✓ HIGHLY ABSORBENT & REDUCED LATERAL WICKING

Excellent absorption rate (23.7 g/100 cm²/24 hr) helps reduce the number of dressing changes, provides increase wear time (up to 7 days) and reduces the risk of maceration.

INDICATIONS:

Indicated for moderate to heavily exuding, partial to full thickness wounds:

- Post-operative surgical wounds
- Trauma wounds (dermal lesions, trauma injuries or incision)
- Leg ulcers
- Pressure ulcers
- Diabetic ulcers
- Graft and donor sites
- 1st and 2nd degree burns (superficial and partial thickness burns)
- Partial and full thickness wounds



MODERATE TO HEAVY
EXUDING WOUNDS




WOUND
TYPE

ORDERING INFORMATION:

Item #	Size	HCPCS	UOM
○ SHEET			
AM-WC-SAG22	2" x 2" (5 cm x 5 cm)	A6196	10/box
AM-WC-SAG4475	4" x 4.75" (10 cm x 12 cm)	A6196	10/box
© ROPE			
AM-WC-SAG12R	1" x 12" (2.5 cm x 30.5 cm)	A6199	5/box

SILICONE FOAM DRESSINGS

Constructed from a low friction waterproof polyurethane film, with a highly absorbing polyurethane central pad and a silicone adhesive wound contact layer provides for an ideal moist healing environment for fragile skin.



KEY FEATURES/BENEFITS:

- ✓

GENTLE SILICONE "ATRAUMATIC" ADHESIVE
A gentle but secure adhesive that provides minimal pain or epidermal stripping upon removal. Especially suited to patients with fragile skin.
- ✓

SOFT AND CONFORMABLE FOAM PAD
Provides for easy application and reduced pain to patient during dressing changes.
- ✓

HIGH TOTAL FLUID HANDLING (28.9 g/100 cm²/24 hr)
Helps reduce the number of dressing changes, provides increase wear time (up to 7 days).
- ✓

PERFORATED WOUND CONTACT LAYER
Reduces the risk of newly formed granulation tissue penetrating the foam layer.
- ✓


BEVELED EDGES
Ensures the dressing stays in place to prevent accidental removal by shear between clothes and bedding.
- ✓

WATERPROOF AND BACTERIAL BARRIER
Protects from cross contamination. Keeps bacteria and other contaminants away from the wound. Allows the patient to wash or shower.

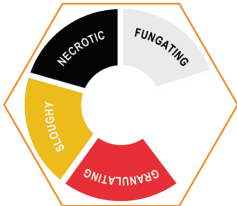
INDICATIONS:

Indicated for moderate to heavily exuding chronic and acute wounds. Suitable to use on fragile skin and under compression bandaging. The dressing may be used throughout the healing process on:

- Pressure ulcers
 - Diabetic ulcers
 - Venous and arterial leg ulcers
 - Post operative surgical wounds
 - Skin abrasions
- Cavity wounds (as a secondary dressing)
 - Trauma wounds
 - Superficial and partial thickness burns



MODERATE TO HEAVY EXUDING WOUNDS



WOUND TYPE

ORDERING INFORMATION:

Item #	Size	HCPCS	UOM
Ⓢ SILICONE ADHESIVE BORDER			
AM-WC-SFB33	3" x 3" (7.5 cm x 7.5 cm) Pad	A6212	10/box
AM-WC-SFB44	4" x 4" (10 cm x 10 cm) Pad	A6212	10/box
AM-WC-SFB66	6" x 6" (15 cm x 15 cm) Pad	A6213	10/box
○ NON-BORDER			
AM-WC-SFNB33	3" x 3" (7.5 cm x 7.5 cm) Pad	A6209	10/box
AM-WC-SFNB44	4" x 4" (10 cm x 10 cm) Pad	A6209	10/box
AM-WC-SFNB66	6" x 6" (15 cm x 15 cm) Pad	A6210	10/box

SILICONE LITE FOAM DRESSINGS

A thin, soft and discreet hydrophilic foam dressing with a flexible breathable backing film provides for an ideal moist healing environment for non to low exuding wounds.



Border



Non Border

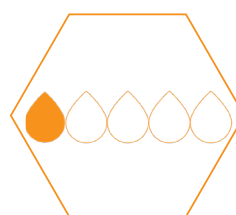
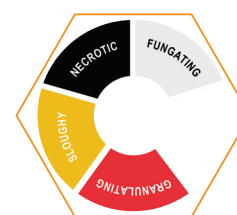
KEY FEATURES/BENEFITS:

- ✓ **GENTLE SILICONE "ATRAUMATIC" ADHESIVE**
Minimizes trauma to the wound bed and periwound skin. Can be repositioned during application.
- ✓ **SOFT AND DISCREET CONFORMABLE FOAM PAD**
Provides for easy application and reduced pain to patient during dressing changes.
- ✓ **HIGH TOTAL FLUID HANDLING** (11.4 g/100 cm²/24 hr)
Helps reduce the number of dressing changes, provides increase wear time (up to 7 days) and reduces the risk for maceration.
- ✓ **PERFORATED WOUND CONTACT LAYER**
Reduces the risk of newly formed granulation tissue penetrating the foam layer.
- ✓ **BEVELED EDGES**
Ensures the dressing stays in place to prevent accidental removal by shear between clothes and bedding.
- ✓ **WATERPROOF AND BACTERIAL BARRIER**
Protects from cross contamination. Keeps bacteria and other contaminants away from the wound. Allows the patient to wash or shower.

INDICATIONS:

For use in the management of non to light exuding, chronic and acute wounds. Suitable to use on fragile skin and under compression bandaging. The dressing may be used throughout the healing process on:

- Pressure ulcers
- Diabetic ulcers
- Leg and foot ulcers
- Post operative surgical wounds
- Radiation damaged skin
- Trauma wounds (including lacerations, abrasions, skin tear & blisters)
- Superficial and partial thickness burns

NON TO LIGHT
EXUDING WOUNDSWOUND
TYPE

ORDERING INFORMATION:

Item #	Size	HCPCS	UOM
Ⓢ SILICONE ADHESIVE BORDER			
AM-WC-SLFB22	2" x 2" (5 cm x 5 cm) Pad	A6212	10/box
AM-WC-SLFB44	4" x 4" (10 cm x 10 cm) Pad	A6212	10/box
○ NON-BORDER			
AM-WC-SLFNB33	3" x 3" (7.5 cm x 7.5 cm) Pad	A6209	10/box
AM-WC-SLFNB44	4" x 4" (10 cm x 10 cm) Pad	A6209	10/box

TRANSPARENT THIN FILM DRESSINGS

A transparent dressing constructed from a thin, breathable waterproof polyurethane film with acrylic adhesive. Permeable to oxygen and water vapor but not water, they provide a moist, warm, clean environment and allow for visual inspection. Films may also be useful to reduce friction and provide protection.

GEMCORE
360°



KEY FEATURES/BENEFITS:

✓ MOISTURE VAPOR PERMEABLE

Creates an optimal environment for healing and may be left in place for up to 7 days (dressing change frequency will depend on amount of drainage).

✓ TRANSPARENT

Easy to apply and allows clinician to visually inspect the wound without removing the dressing.

✓ CONFORMABLE AND THIN

Conforms to body contours and helps to protect the skin or secure medical devices on skin (i.e. catheter or IV).

✓ REDUCES FRICTION AND PROVIDES PROTECTION

Helps to prevent skin breakdown caused by friction to the epidermis.

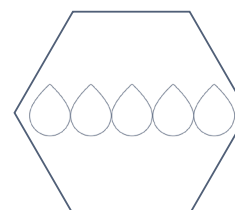
✓ WATERPROOF AND BACTERIAL BARRIER

Protects from cross contamination. Keeps bacteria and other contaminants away from the wound. Allows patient to wash or shower.

INDICATIONS:

Indicated for non-exuding wounds, protecting wound sites and skin. It can be used as a secondary dressing to cover and protect vascular site and secure devices to skin:

- Skin tears
- Lacerations
- Abrasions
- Peripheral and central IV lines
- Partial thickness wounds
- Full thickness wounds (as a secondary dressing)



NON-EXUDING
WOUNDS

ORDERING INFORMATION:

Item #	Size	HCPCS	UOM
○ ACRYLIC ADHESIVE SHEET			
AM-WC-TF238234	2.375" x 2.75" (6 cm x 7 cm) Sheet	A6257	100/box
AM-WC-TF4434	4" x 4.75" (10 cm x 12 cm) Sheet	A6258	50/box

SILVER HYDROGEL DRESSING

An opaque, amorphous hydrogel that combines the clinical benefits of the standard hydrogel along with silver (Ag ions) which is a broad spectrum anti-microbial with a fast kill rate. It has been shown to maintain a high level of antimicrobial effectiveness for up to 3 days.

GEMCORE
360°



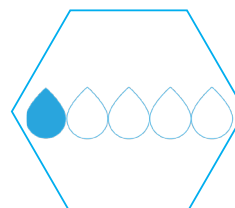
KEY FEATURES/BENEFITS:

- ✓ **HIGH FLUID DONATION**
Contains <80% water and provides excellent fluid donation and encourages moist wound healing. May be left in place for up to 3 days.
- ✓ **FAST SILVER ELUTION**
Sustained release with high Ag concentration. Silver elution is 4x more than competitive brands at 24h and 48h.
- ✓ **BROAD SPECTRUM ANTI-MICROBIAL ACTION**
Effective against common wound pathogens. Has been shown to maintain a high level of antimicrobial effectiveness for up to 3 days.
- ✓ **OPTIMUM GEL VISCOSITY & CONSISTENCY**
Formulated to remain in situ during use, and conforms to any wound surface due to its amorphous state.
- ✓ **AIDS AUTOLYTIC DEBRIDEMENT**
Promotes autolytic debridement and desloughing of necrotic tissue while promoting granulation and growth & migration of epithelial cells.

INDICATIONS:

Indicated for use on non-exuding to low exuding, necrotic and sloughy wounds, including:

- Pressure ulcers
- Leg ulcers
- Diabetic ulcers
- Graft and donor sites
- Abrasions and lacerations
- 1st and 2nd degree burns/superficial and partial thickness burns
- Post-surgical wounds
- Trauma wounds (dermal lesions, trauma injuries or incisions)



NON TO LIGHT
EXUDING WOUNDS



WOUND
TYPE

Released in accordance with QSR, 21CFR Part 820 (USA)

ORDERING INFORMATION:

Item #	Size	HCPCS	UOM
△ ALUMINUM TUBE			
AM-WC-SHGEL45	Silver Hydrogel Antimicrobial Wound Dressing, 1.5 oz (45 g)	A6248	10/box



1-833-716-1396
www.gemcore360.com